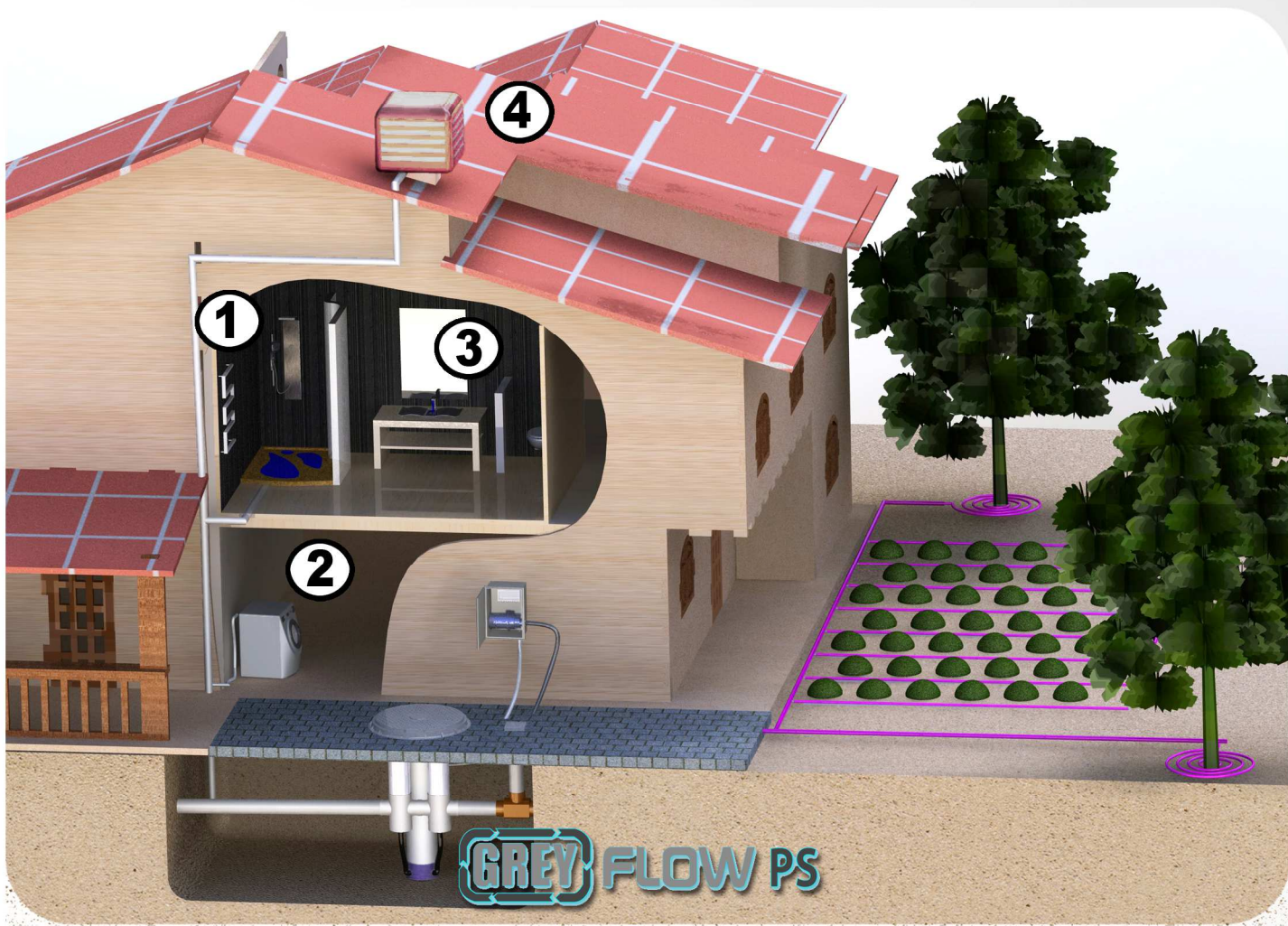


GREY FLOW PS WHOLE OF HOUSE SELF-CLEAN GREY WATER DIVERTER



Features & Advantages:

- State of the art Self-Cleaning Mechanism
- Auto de-sludge configuration
- Extra low maintenance (2 years filter clean)
- Simple & robust design
- Small footprint to fit most homes
- Easy and economical 2 stage install
- Suits even the deepest installation
- 100mm inlet and outlet

Divert Grey Water from:


1. Showers
2. Washing Machine
3. Basins
4. Air Condition

“Save up to 200,000 litres per year”



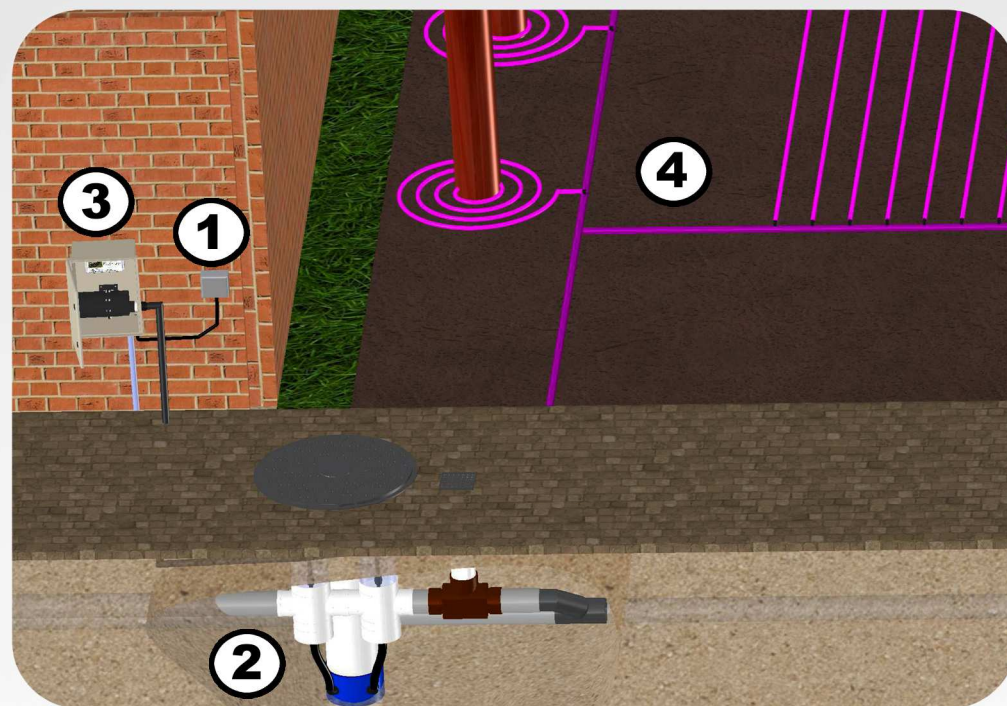
THE GREY FLOW PS EASY AND ECONOMICAL 2 STAGE INSTALL

Stage 1: Getting the house Grey Flow ready (by home builder @pre-lay stage)



1. Dual piping (separate Grey & Black water pipe)
2. Installing the Grey Flow PS builder's kit
3. Installing an approved Reflux valve
4. Connecting the overflow back to the sewer

Stage 2: Installing the Grey Flow system & the irrigation components (prior to starting the paving work)



1. Dedicated outdoor powerpoint
2. Installing the Grey Flow PS Finishing Kit
3. Installing the Self Cleaning Mechanism
4. Installing the Grey Flow Irrigation system



Advance Waste Water Systems Pty Ltd
P.O. Box 561, Floreat, WA 6014
tel.: 04 0545 9533
fax: 08 9309 2304
smilani@greyflow.net.au
www.greyflow.net.au



www.greyflow.net.au